



Local District East

Parent And Community Engagement (PACE)



Virtual Parent Workshop/ Taller Virtual para Padres



Parent
Portal



Question and Answer Feature

La función de preguntas y respuestas

- Thank you for joining us!
 - Please use the Q & A feature to ask questions.
 - We will have a *Question & Answer* sessions.
- ¡Gracias por acompañarnos!
 - Utilice la función de preguntas y respuestas para hacer preguntas.
 - Tendremos sesiones de preguntas y respuestas.



Local District East Parent and Community Engagement (PACE) Unit




Elsa Tinoco
PACE Administrator



Laura Bañuelos
LDE PACE Coach



Veronica Cifone
LDE PACE Coach



Jackie Carrillo
Local District East
Community
Representative



Marta Galicia-Garcia
Local District East
Community
Representative



Learning Objectives

Objetivos de aprendizaje

Participants will:

- Learn how to register for the Parent Portal
- Explore its features
- Learn how to access Schoology via the Parent Portal and set notifications regarding your child's assignments on Schoology, and
- Receive information about available resources.

Los participantes:

- Aprenderán cómo registrarse en el Portal para Padres
- Explorarán sus características,
- Aprenderán cómo acceder a Schoology a través del Portal para Padres y establecer notificaciones sobre las tareas de su hijo/a en Schoology, y
- Recibirán información sobre los recursos disponibles.

Access to this Presentation **El acceso a esta presentación**

- We invite you take pictures of slides.
- This information will be available to school staff.
- We will post this presentation on the PACE Website.

PACE Website



- Le invitamos a tomar fotos de las diapositivas.
- Esta información estará disponible para el personal de la escuela.
- Publicaremos esta presentación en nuestro sitio de web del Distrito Local Este PACE.

Enlace del sitio de web de PACE

bit.ly/LDEastPACE

<https://achieve.lausd.net/Page/9131>

Steps for Families to Connect & Navigate your Child's Progress Using the Los Angeles Unified Parent Portal (Beginners)

Primeros pasos para que las familias se conecten y naveguen al progreso de su hijo utilizando el Portal de padres del Distrito Unificado de Los Ángeles (principiantes)





LOS ANGELES UNIFIED SCHOOL DISTRICT
PARENT AND COMMUNITY SERVICES
1360 W. Temple Street
Los Angeles CA 90026
(213) 481-3350



Email

Correo electrónico



<https://achieve.lausd.net/Page/PCSCovid>



Free Email

Correo electrónico gratuito

@gmail.com

@yahoo.com

@icloud.com

@outlook.com

@live.com



Setting Up a Free Email Account in Google or Yahoo

Job Aid April 7, 2020

Setting Up a Free Email Account in Google (Gmail)

Steps	Action	Screenshot
	<p>This brief guide will help you to set up a free email account with Gmail (Google). There are many free email providers you can use but this is one of the most commonly used.</p>	
1 - Gmail	<p>Start by opening up a web browser on your phone or computer and type in mail.google.com in the address/search bar.</p> <p>Examples of web browsers include Safari, Firefox, Google Chrome, Microsoft Edge.</p>	
2 - Gmail	<p>If there are other people using your computer, you may see other available accounts to choose from. Before you continue, you will need to Sign Out of any other account.</p> <p>Click Use another account</p>	

<https://achieve.lausd.net/Page/PCSCovid>



Parent Portal

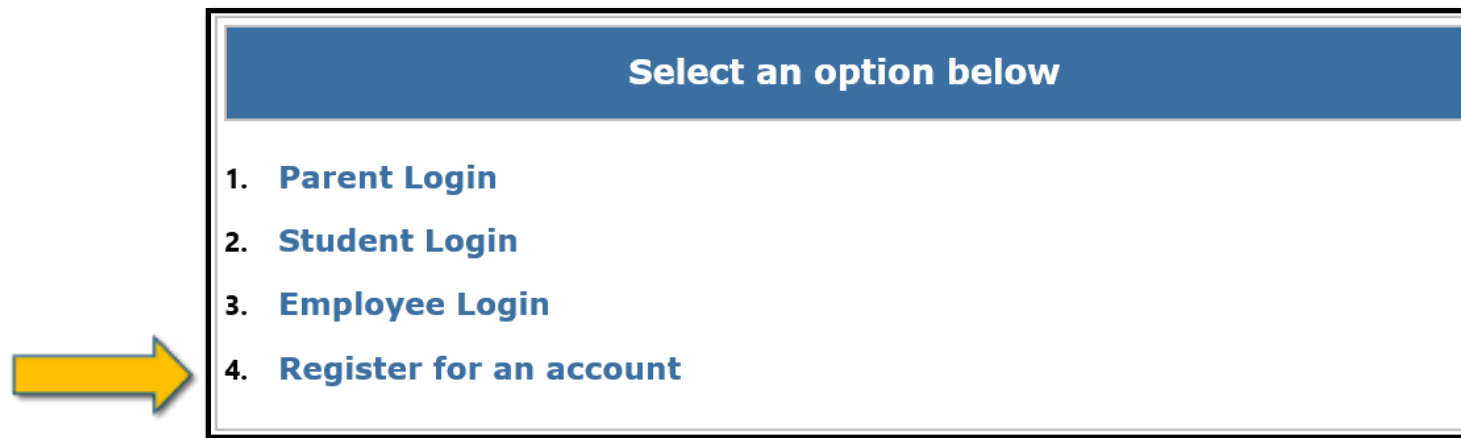
Portal para Padres

<https://parentportal.lausd.net>

Registration Inscripción



Step 1 – From the Login Options screen, select **Option 4** to register for Parent Portal account. If you have a Parent Portal account, you can use Option 1.




Primer Paso— En la pantalla de opciones para ingresar, seleccione la **Opción 4** para inscribirse para una cuenta del Portal para padres. Si ya tiene una cuenta del Portal para padres, puede usar la opción 1.

Registration Inscripción



Step 2 – Register for an LAUSD account. Provide all of the required information:
First Name, Last Name, Email Address, Security response.

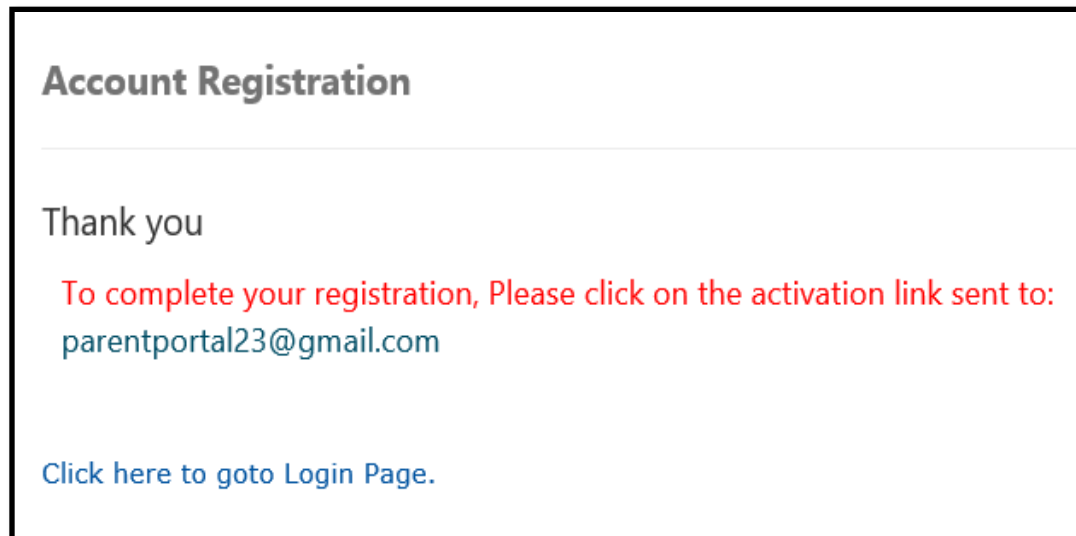
First Name: *	Middle (optional)
<input type="text"/>	<input type="text"/>
Last Name: *	
<input type="text"/>	
Email Address:*	Re-enter Email:*
<input type="text"/>	<input type="text"/>
Please enter the numbers below for security purposes *	
<input type="checkbox"/> I'm not a robot	 reCAPTCHA Privacy - Terms
<input type="button" value="Register"/>	

Segundo Paso – Inscríbese para una cuenta de LAUSD. Ingrese toda la información que se solicita. Nombre, apellido, correo electrónico, respuesta de seguridad

Registration Inscripción



Step 3 – You will receive a Thank you message. Asking you to check for a notification email sent to you to complete the account registration process.

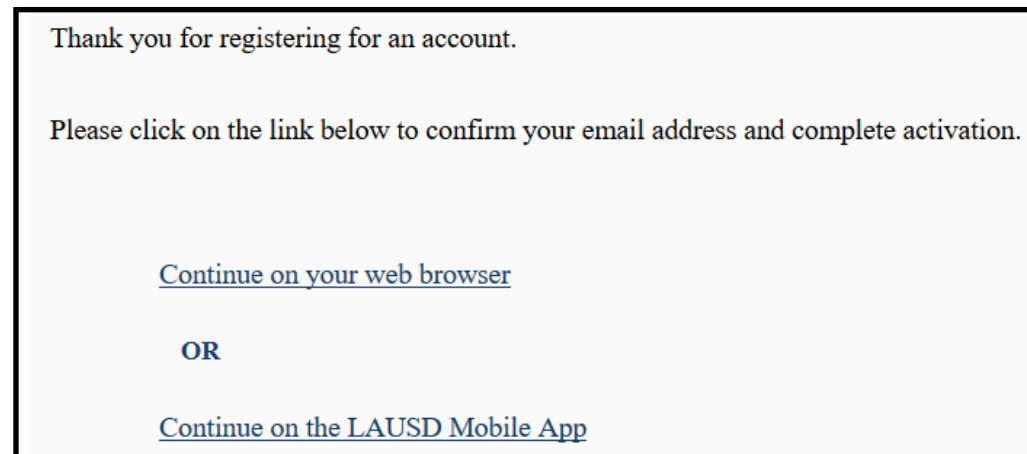


Tercer Paso — Recibirá un mensaje de agradecimiento. Le pedirá que verifique si recibió un mensaje electrónico para completar el proceso de inscripción.

Registration Inscripción



Step 4 – To complete your registration, check email for notification sent to complete account registration process. Activate your account by clicking on the blue link “Continue on your web browser.”



Cuarto Paso – Para completar su inscripción, vea su cuenta de email para verificar si recibió la notificación para completar el proceso para inscribirse para una cuenta. Active su cuenta por medio de hacer clic en el enlace de letra azul que indica “Continuar en el web.”

Registration Inscripción



Step 5 – Enter your Email and Password. Read the criteria for creating an acceptable password. For you to Re-enter Password, you need to meet the Password criteria, all of the red **X**s will become a green **✓**. Passwords must match, and you can submit.

Account Registration

Please update your password

Email: *

Password: *

Re-enter Password: *

Cancel Submit

Password Criteria:

- ✗ Must have at least 12 characters.
- ✗ Cannot exceed 24 characters
- ✗ Cannot be commonly used passwords (E.g. "abcd1234" or "password1")
- ✗ Cannot have repetitive or sequential characters
- ✗ Cannot contain Email
- ✗ Cannot contain whitespaces
- ✗ Cannot contain these special characters: "+|%<>";=?@
- ✗ Password and Re-enter password must match

Account Registration

Please update your password

Email: *

Password: *

Re-enter Password: *

Cancel Submit

Password Criteria:

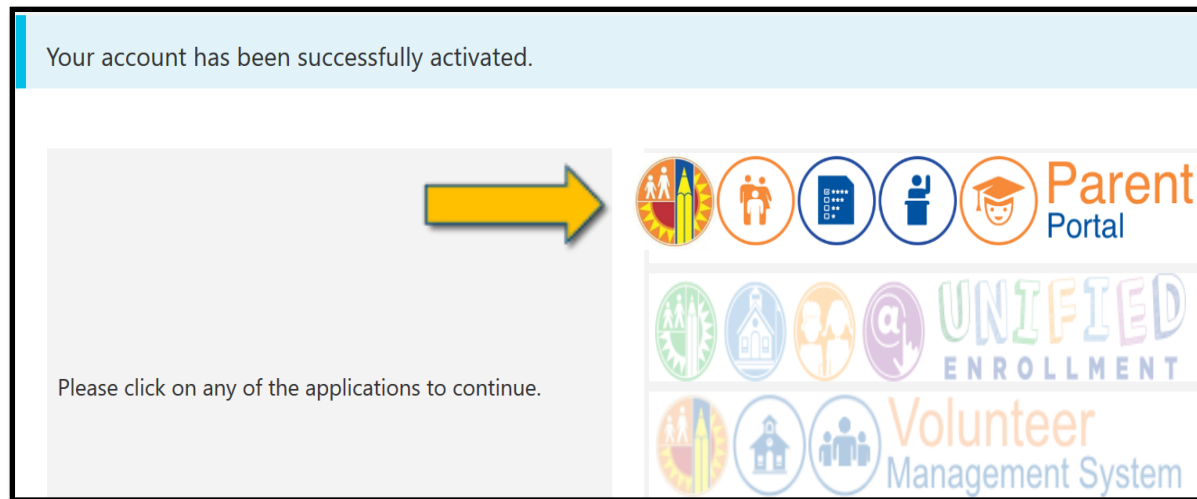
- ✓ Must have at least 12 characters.
- ✓ Cannot exceed 24 characters
- ✓ Cannot be commonly used passwords (E.g. "abcd1234" or "password1")
- ✓ Cannot have repetitive or sequential characters
- ✓ Cannot contain Email
- ✓ Cannot contain whitespaces
- ✓ Cannot contain these special characters: "+|%<>";=?@
- ✓ Password and Re-enter password must match

Quinto Paso – Ingrese su dirección de correo electrónico y la contraseña. Leer los requisitos para crear una contraseña que sea aceptable. Para que pueda re ingresar su contraseña, necesita cumplir con los requisitos para contraseñas, todas las **X** se convertirán en **✓**. Las contraseñas deben coincidir y puede aceptar.

Registration Inscripción



Step 6 – You will receive a notification that your LAUSD Account is Activated. Click on the first logo, **Parent Portal**, to the right of the screen.




Sexto Paso – Recibirá una notificación que le informa que se activó su cuenta de LAUSD. Haga clic en el primer logotipo, **Portal para Padres**, a lado derecho de la pantalla.

Registration Inscripción



Step 7 – Click on #1 Parent Login.



Select an option below

1. **Parent Login**
2. **Student Login**
3. **Employee Login**
4. **Register for an account**

Séptimo Paso – Haga clic en el número 1 del Portal para Padres.

Registration Inscripción



Step 8 – Enter your Email, Password and click on Login.

A screenshot of the "Parent Login" form. The form has two input fields: "Username" with the value "parentportal23@gmail.com" and "Password" with masked characters. Below the password field is a link "Forgot your password?". At the bottom are "Register" and "Log In" buttons. Two yellow arrows point to the Username and Password fields. A blue oval highlights the "Log In" button. To the right of the form is a list of instructions.

Parent Login

Username

Password

[Forgot your password?](#)

- Username is the email address you used for account registration.
- Session times out after 60 minutes.
- If you'd like to change the email address associated with your account, please sign in using old email address. Account edits can be made once you logged in successfully.

Octavo Paso – Ingrese su correo electrónico, contraseña y haga clic en ingresar.

Registration Inscripción



Step 9 – Your first time in Parent Portal, You will be asked if you would like to receive the Parent-Student Handbook via email. Select “Yes” or “No” and click submit.

A screenshot of a web form titled "Select your handbook preference". The form contains a paragraph of text: "I want to receive an electronic version of the LAUSD Parent-Student Handbook. I understand that by clicking 'Yes' I will not receive a paper copy of the Parent-Student Handbook for the current school-year and beyond." Below the text are two radio button options: "Yes" and "No". A yellow arrow points to the "Yes" option. To the right of the options is a blue "Submit" button, with another yellow arrow pointing to it.

Select your handbook preference

I want to receive an electronic version of the LAUSD Parent-Student Handbook. I understand that by clicking "Yes" I will not receive a paper copy of the Parent-Student Handbook for the current school-year and beyond.

Yes

No

Noveno Paso – La primera vez en el Portal para Padres, se le preguntará si recibió un Manual para los padres y los estudiantes por medio de correo electrónico. Seleccione “Sí” o “No” y haga clic en entregar.


Registration Inscripción



Step 10 – You have successfully enrolled in Parent Portal.

Décimo Paso – Se ha inscrito exitosamente al Portal para Padres.

Welcome, Parent Portal TESTING23

District Announcements		
Date	From	Title
2016-11-15 15:53:47.0	Office of School Operations	Your Parent Student Handbook is ready for viewing! Click Here.
2020-05-01 00:00:00.0	Office of Parent & Community Services	 <p>Help our classrooms and schools generate valuable dollars by completing your 2020 Census. We invite ALL persons to complete a questionnaire by visiting: 2020Census.Gov today.</p>

General Resources

- [Parent Student Handbook](#)
- [District Calendar](#)
- [District News & Events](#)
- [LAUSD Families Page](#)
- [Parents' Rights and Responsibilities](#)
- [LAUSD Emergency Plan App](#)
- [LAUSD School Choice Programs](#)
- [LAUSD Daily](#)

My Students

Click on the name of each student to view their personalized information and resources


[Add student](#)

Student Name	Student ID	School	Grade	Enrollment Status	Remove	Verified
--------------	------------	--------	-------	-------------------	--------	----------

Linking Students

Agregar estudiantes

LAUSD Family Hotline 213-443-1300



PARENT PORTAL

LAUSD HELPDESK/ FAMILY HOTLINE

(213) 443-1300

6:00 a.m.-6:00p.m.

Parent Portal PIN Security Clearance
The LAUSD agent will verify the following:

- √ Student's DOB (Date of Birth)
- √ Student's first and last name
- √ Grade Level
- √ Address
- √ Phone number
- √ Emergency contact phone number

SPANISH OPERATORS ARE AVAILABLE

LAUSD Agent/Employee will:

-Verify parent identity through a **Zoom meeting**. The parent/legal guardian must show their Identification- ID (California ID, California Driver License, Consulate card, or Passport).

-Provide the four-digit PIN verbally to the parent/legal guardian only if the parent/legal guardian responds to the questions and the parent/legal guardian provides their Identification (ID).

Parent Portal PINs cannot be given over the phone.

Linea de LAUSD para Familias 213-443-1300



**LINEA DE AYUDA LAUSD / LINEA DIRECTA
FAMILAR
(213) 443-1300
6:00 a.m.-6:00p.m.**

Autorización de Seguridad Portal de Padres
El Agente de LAUSD verificará lo siguiente:

- ✓ Fecha de Nacimiento
- ✓ Nombre y Apellido del Estudiante
- ✓ Nivel de Grado
- ✓ Domicilio
- ✓ Numero de Teléfono
- ✓ Numero Telefónico del Contacto de Emergencia

Operadores que hablan español están disponibles.

El agente/empleado del LAUSD:

-Verificará la identidad del padre/tutor legal a través de una **reunión de Zoom**. Los padres deben mostrar su identificación- ID (Identificación de California, licencia de conducir/manejar de California, tarjeta del consulado, pasaporte).

-Proporcionará verbalmente el PIN de cuatro dígitos al padre/tutor legal sólo si el padre/tutor legal responde a las preguntas y el padre/tutor legal proporciona su identificación (ID).

Los PINs del Portal para Padres no se pueden dar por teléfono.

Linking Student

Agregar estudiantes



Enter the required fields in order to link your student; Student's LAUSD ID Number, Student's Date of Birth, Parent's Parent Portal PIN and security image.

The screenshot shows a two-column form. The left column contains four numbered steps: 1. Student's LAUSD ID Number (text input), 2. Student's Date of Birth (MM/DD/YYYY date picker), 3. PIN (text input), and 4. Security image (checkbox and CAPTCHA). A yellow arrow points to the "ADD A STUDENT" button at the bottom left. The right column contains two numbered steps: 5. Parent Information (empty form) and 6. Retrieved Information (displaying "Student Name -- Parent Name"). A yellow arrow points to the "FINISH" button at the bottom right.

Click on add a Student, Verify information on **Steps 5 and 6** and click on **FINISH**

Haga clic en agregar estudiante. Verifique la información en los **pasos 5 y 6** y haga clic en **FINALIZAR**.

Ingrese la información requerida para agregar a su estudiante; Número de identificación de LAUSD de su estudiante, Fecha de nacimiento del estudiante, PIN del padre y la imagen de seguridad.

Linking Student

Agregar estudiantes



*When you select “FINISH,” you are returned to your Parent Portal Main Page, The students you linked will be available in the ‘My Student’s’ section.

- Click on the name of the student to view their personalized information and resources. If you would like to add more students just repeat the process by clicking “Add students.”

Welcome, Parent

District Announcements

Date	From	Title
2016-08-17 08:03:34.0	Office of School Operations	Your Parent Student Handbook is ready for viewing! Click Here.

My Students
Click on the name of each student to view their personalized information and resources

Add students

Student Name	Student ID	School	Grade	Remove
STUDENT ONE	000000F000	Avenue Elementary	1	Remove
STUDENT TWO	000000M000	Valley Academy	6	Remove
STUDENT THREE	000000F000	Los Angeles Magnet	12	Remove















- Haga clic aquí en el nombre de cada estudiante para ver su información personalizada así como recursos. Si quisiera agregar más estudiantes, simplemente repita el proceso por medio de hacer clic en “Agregar estudiantes.”

Al hacer clic en “FINALIZAR” se le devuelve a la página inicial del Portal para padres, los estudiantes que agregó ahora estarán disponibles en la sección de “Mis estudiantes”.

Parent Portal Features

Portal para Padres



						
Attendance	Grades & Assignments	English Learner Progress	Health and Wellness	Student Discipline	Student Testing	Special Education Services
Asistencia	Calificaciones y Tareas	Progreso como Aprendiz de Inglés	Salud y Bienestar	Avisos de suspensión	Prueba estudiantil	Servicios de Educación Especial
						
Online Forms & Applications	Emergency Card Information	Transportation and Bus Routes	Progress Towards Graduation	Progress Reports	Gifted/Talented Programs	Schoolology
Formularios y Solicitudes par a Programas por Internet	Tarjeta de Información en Caso de Emergencia	Transportación y Rutas de Buses	Progreso hacia la Graduación	Informes de progreso	Programas Para Alumnos Dotados/Talentedos	Schoolology

Access to this Presentation

El acceso a esta presentación

- We invite you take pictures of slides.
- This information will be available to school staff.
- We will post this presentation on the PACE Website.

PACE Website



- Le invitamos a tomar fotos de las diapositivas.
- Esta información estará disponible para el personal de la escuela.
- Publicaremos esta presentación en nuestro sitio de web del Distrito Local Este PACE.

Enlace del sitio de web de PACE

bit.ly/LDEastPACE

<https://achieve.lausd.net/Page/9131>

Phone Numbers

Números de Teléfono

Hotlines

For families: (213) 443-1300
For employees: (213) 241-2700
Mental health hotline for students and families: (213) 241-3840

The hotline is open 6 a.m. to 6 p.m. Monday through Saturday.



LOS ANGELES UNIFIED SCHOOL DISTRICT

HEALTH **INSURANCE**
HOTLINE

Students, Families, & Educators

Need Help?

Call 213-241-3840

Option 1
for assistance enrolling in health coverage and support accessing basic need services.

The poster features an illustration of a woman wearing a headset and a red top, pointing towards the text. Below her are several small icons representing different services: a person, a group of people, a computer monitor, and a person with a stethoscope.

Local District East PACE Phone Number


*Número de teléfono de PACE
del Distrito Local Este:*

323-224-3382



Ms. Marta Galicia-Garcia
marta.galicia-garcia@lausd.net

Question and Answer Session



**Sesión de
preguntas y respuestas**

Attendance

Asistencia Escolar

Detailed calendar view

Vista de calendario detallado



[Click here for attendance details.](#)

Tools for Good Attendance

View
Semester
Attendance
Summaries

Ver resúmenes
de la asistencia
semestral

MIKE's Information			
Attendance Summary for Fall Semester 2017			
Period	Course Name	Absence	Tardy
1	INTEGR MATH 2A	1	0
2	PHYSICS A	1	0
3	ADV PE 2A	1	0
4	US HIST 20TH A	1	1
5	AM LIT COMP	1	0
6	AMER IMAGE A	1	1
H	CAREER EXPLOR 21ST CENT	1	1

Attendance

Asistencia Escolar



M's Information

July 2015							August 2015							September 2015						
Sun	Mon	Tue	Wed	Thu	Fri	Sat	Period	Absent/Tardy	Date	Reason	Excused/Unexcused	Sun	Mon	Tue	Wed	Thu	Fri	Sat		
			1	2	3	4	1	A	09/21/2015	Excused Absence Verified by Parent	E	5	6	7	8	9	10	11		
5	6	7	8	9	10	11						12	13	14	15	16	17	18		
12	13	14	15	16	17	18						19	20	21	22	23	24	25		
19	20	21	22	23	24	25						26	27	28	29	30				
26	27	28	29	30	31		23	24	25	26	27	28	29	27	28	29	30			
							30	31												

See
Attendance
Details

Ver asistencia
en más detalle

Grades and Assignments

Grados y Tareas



High School Grade History

Student Student Information

Instructions: Click on course name for course assignment details.

School	Period	Room	Instructor	Course Name
Parent Access Suport System Portal School	1	2105	TEACHER, TEACHER teacher@lausd.net	INTRO ART A
Parent Access Suport System Portal School	2	GYM	TEACHER, TEACHER teacher@lausd.net	ADV PE 1A
Parent Access Suport System Portal School	3	2120	TEACHER, TEACHER teacher@lausd.net	H BIOLOGY A
Parent Access Suport System Portal School	4	4107	TEACHER, TEACHER teacher@lausd.net	CC GEOMETRY A
Parent Access Suport System Portal School	6	4111	TEACHER, TEACHER teacher@lausd.net	H ENGLISH 9A

Click on Grade History to view Student Final grades.

Haga clic en el historial de las calificaciones para ver las calificaciones finales del estudiante.

Click on a course to be taken to Schoology
Haga clic en el curso para ser dirigido a Schoology.

View Grade History

Ver historial de las calificaciones



- View final Semester Grades in Secondary

Spring Semester 2015			
Woodland Hills Academy	SANDOVAL, MARTHA	STRINGS MS B	A
Woodland Hills Academy	DE LUCA, SHARI	INTRO PE B	A
Woodland Hills Academy	ANDERSON, KEVIN	CC MATH 6B	A
Woodland Hills Academy	ANDERSON, KEVIN	H SCI/HLTH 6B	B
Woodland Hills Academy	HELLER, ALANA	AVID (MS) 1B	A
Woodland Hills Academy	VAN DER VALK, JESSICA	H ENGLISH 6B	B
Woodland Hills Academy	VAN DER VALK, JESSICA	H WHG: ANC CIV B	B
Fall Semester 2015			
Woodland Hills Academy	FRANKLIN, STEPHEN	BEG PE A	A
Woodland Hills Academy	WESTON, ANDREA	CREAT EXP MS A	A
Woodland Hills Academy	BOTNICK, JOANNE	H WHG: MED/MOD A	D
Woodland Hills Academy	MONTINGER, KIMBERLY	ACC CC MATH 7A	C
Woodland Hills Academy	SANDOVAL, MARTHA	ADV ORCH MS A	A
Woodland Hills Academy	CAAL, ANA	H ENGLISH 7A	F
Woodland Hills Academy	OJEDA, MARICELA	H SCIENCE 7	A

Ver las calificaciones finales para el semestre de escuela primaria

- Ver las calificaciones finales para el semestre de escuela secundaria

- Historial de las calificaciones de escuela primaria Kínder a 5º
- Historial de las calificaciones de escuela intermedia 6º a 8º
- Historial de las calificaciones de escuela preparatoria 9º a 12º

View final Trimester Grades in Elementary

- Elementary School Grade History K-5
- Middle School Grade History 6-8
- High School Grade History 9-12

2014 - 2015					
42nd Street Elementary	TEST, TEACHER	Reading	4	4	4
42nd Street Elementary	TEST, TEACHER	Writing	4	4	4
42nd Street Elementary	TEST, TEACHER	Listening	4	4	4
42nd Street Elementary	TEST, TEACHER	Speaking	4	4	4
42nd Street Elementary	TEST, TEACHER	Math	2	3	3
42nd Street Elementary	TEST, TEACHER	Science	3	4	4
42nd Street Elementary	TEST, TEACHER	History	3	3	4
42nd Street Elementary	TEST, TEACHER	Health Ed	4	4	4
42nd Street Elementary	TEST, TEACHER	Phys Ed	3	3	3
42nd Street Elementary	TEST, TEACHER	Arts	4	4	4



English Learner Progress

Progreso de los Aprendices de Inglés

Track Progress
Toward
Reclassification

Darle seguimiento al
progreso hacia la
reclasificación

What is "Reclassification"?			
Measures	Reclassification Criteria for 6th - 9th Grade Students	Student Score	Reclassification Criteria Met
California English Language Development Test (CELDT)	<ul style="list-style-type: none"> CELDT Overall score of 4 or 5 With scores of 3 or higher in Listening, Speaking, Reading and Writing 	CEDLT Date: 10/02/2015 Overall CELDT score of 2 out of 5 <u>CELDT Domain Scores:</u> Listening 3 out of 5 Speaking 4 out of 5 Reading 1 out of 5 Writing 1 out of 5	No
Teacher Evaluation	<ul style="list-style-type: none"> 6th Grade Elementary Students: Progress Report Card Marks of 3 or 4 in ELA 6th - 9th Grade Secondary Students: Grade of C or better in a grade-level English or LTEL course (9th grade A-G credit only) 	Marks Date: 06/10/2016 <u>Report card marks:</u> Reading 2 Writing 2 Listening 3 Speaking 3	No
Basic Skills Assessment	Basic, Proficient or Advanced score on the Scholastic Reading Inventory (SRI)	Marks Date: Score: -	No
Parent Approval	Parent Consultation and Approval		See child's school office
Language Appraisal Team (LAT)	When student has met all criteria except report card marks requirement, student may be referred to LAT for reclassification recommendation. Refer to LAT Handbook.		



Health Information

Información acerca de la salud

Includes Background Information Including Links to State Law and FAQs



Incluye información sobre los antecedentes que incluye enlaces a la ley estatal y preguntas frecuentes


Information
Immunization Records
▼ Why are students required to have immunizations before they can attend school?
Check the California School Immunization Law regarding immunization requirements.
▶ What immunizations are required before my child can attend school?
▶ How can I find out if my students need required immunizations?
▶ What is an immunization record?
▶ Click here to find information regarding New law: SB 277 FAQs

Health Information

Información acerca de la salud



See Vaccination
Records



Ver el registro de
vacunas

Vaccine	Date each dose was given					Exemption		
	Dose 1	Dose 2	Dose 3	Dose 4	Dose 5	Start date	Expiration	Reason code
DTaP/DTP	12/14/2000	02/15/2001	04/19/2001	11/06/2001	06/27/2006			
HEPATITIS A	11/11/2002	12/10/2003						
HEPATITIS B (HBV)	10/07/2000	11/09/2000	04/19/2001					
HIB (Required only for childcare and preschool)	10/08/2001							
MEASLES, MUMPS, & RUBELLA	10/08/2001	06/27/2006						
POLIO (OPV / IPV)	12/14/2000	02/15/2001	10/08/2001	06/27/2006				
Tdap	07/20/2012							
VARICELLA (Chickenpox)	10/08/2001	05/05/2007						

PT	Personal - Temporary
V	Proof of Immunity
MT	Medical - Temporary
MP	Medical - Permanent
R	Religious


*PASSPort data for student immunizations should not be used as "Official Record".



Discipline Module

Módulo acerca de la disciplina

View
Disciplinary
Information



Ver información
de disciplina

Suspension Notices

▼ **What is a suspension?**

Suspension is a disciplinary action in response to student misconduct that constitute violation of the Education Code Sections 48900, 48900.2, 48900.3, 48900.4, 48900.7, or 48915. A student may be suspended from school by the principal or from class by the teacher. In LAUSD, there are three types of suspension (see below). A school suspension may not exceed five (5) consecutive school days and a Pupil Suspension Notice must be given to the parent/guardian each time a student is suspended. The Pupil Suspension Notice will specify the Education Code violation, the effective day and duration of suspension, and the post-suspension parent conference date. (NOTE: No student shall be penalized for his or her parent's failure to attend a conference with a school official. The return of a suspended student shall not be contingent up on attendance by the student's parent at the school conference.)

▶ **Three types of suspension**

▶ **Appeal rights for parents/guardians**

▶ **Formal student discipline overview**

Suspension Notices for: S

Suspension Dates	Suspension Type	Link to Letter (contains suspension conference date/time/location and issue date)
------------------	-----------------	---

No data available for the student.




Standardized Testing

Pruebas normalizadas



View Standardized
Test Results



**California Assessment
of Student Performance
and Progress (CAASPP)**

- Smarter Balanced (SB)
- CA Science Test (CAST)
- CA Alternate Assessment (CAA)
- CA Spanish Assessment (CSA)

**English Language
Proficiency
Assessments for
California (ELPAC)**

- Summative
- CELDT-Replaced by ELPAC

**California
Physical
Fitness Test
(PFT)**

Ver los resultados de
las pruebas
normalizadas

**Advanced
Placement (AP)
Exam**

**Pre-Scholastic
Aptitude Test
(PSAT)**

Special Education

Educación Especial



Apply for Extended School Year (ESY)

Aplicar por el año escolar prolongado (ESY, por sus siglas en inglés)

▼ What is extended school year (ESY)?


ESY is a service offered during the summer and provided to eligible students with exceptional academic needs. It is intended to prevent regression.


▶ Who determines if a student needs ESY?

▶ What is an IEP?

▶ Who can assist me if I have questions related to my child's IEP or ESY eligibility?


▶ Where can I get more information about Special Education Services (including ESY) provided by LAUSD?


 Extended School Year (ESY) Online Registration

 Individualized Education Program (IEP)

View the Current Individualized Education Program (IEP)

Ver el plan vigente de educación individualizada (IEP)

 [Student Quarterly Service Report \(YTD\)](#)

 [Student Quarterly Absence Details Report \(YTD\)](#)

Service Reports
Informes de servicio



Online Applications

Solicitudes por Internet

Access Online Applications Including:

- School Meal Applications
- Volunteer Applications
- eChoices

Acceso a las solicitudes por Internet que incluye:

- Solicitud para alimentos escolares
- Solicitud de voluntarios
- eOpciones

Available Applications	Descriptions
School Meal Applications	Parents/Guardians can submit a meal application online via PASSport with basic student and parent data pre-populated. Annually beginning July 1st (one application per family).
School Volunteer Application	Volunteers are a vital resource for many schools. Complete an online application today! Purpose of the School/Office Volunteer Program <ul style="list-style-type: none"> • Assist in classrooms, thereby allowing teachers to attend to students in need of extra help. • Support school personnel in meeting the needs of students more effectively. • Strengthen school/home/community relations by engaging parents and community as school volunteers. • Provide adult role models for students through tutoring and mentoring opportunities that broaden their educational experience. • Provide enriching intergenerational experiences for students and senior citizens that enriches students' lives.
Athletic Volunteer Application and Info	<p>Please return athletic volunteer applications to your school's Athletic Department. For further information, you may contact your school or LAUSD's Interscholastic Athletic Department at 213-241-5847.</p> If you wish to volunteer with athletics, please contact your school's Athletic Department or the LAUSD Interscholastic Athletic Department at (213) 241-5847 or http://achieve.lausd.net/Page/1403
LAUSD School Choice Programs	<ul style="list-style-type: none"> • District K-12 Open Enrollment • Magnet • Permits With Transportation (PWT) • Inter-District Permits • Zones of Choice • Open Enrollment - Romero Act

High School Preparation

Preparación para la escuela preparatoria



**Available for Middle School Students Only*

** Disponible solamente para los estudiantes de escuela intermedia*

See High School Enrollment Choices

Ver las opciones para matrícula de escuela preparatoria

High school is an important time in your student's educational career. Understanding LAUSD's high school requirements, exploring your child's interests and knowing the various LAUSD high school enrollment options are important to ensuring your child is college-ready and career prepared upon high school graduation. Click on the links below to learn more to start planning and preparing today!

- ▾ **LAUSD High School Graduation Requirements**

LAUSD students must take a rigorous high school program that teaches them to apply, analyze and synthesize complex information and ensure all graduates will be eligible to enroll in the University of California (UC) or Cal State University (CSU) system or start a career, beginning with the Class of 2017. Click here to view LAUSD High School Graduation Requirements.
- **High School Enrollment Choices**

View LAUSD High School Graduation Requirements

Ver los requisitos de LAUSD para la graduación de la preparatoria

Progress Towards Graduation

Progreso hacia la graduación



* Available for High School Students Only

* Disponible solamente para los estudiantes de escuela preparatoria

Completed Courses

Cursos completados

 Senior Graduation Report LOS ANGELES UNIFIED SCHOOL DISTRICT											SID: Counselor:		
GR: 12													
Graduation Requirements Year: 2016													
Courses Completed											12th Grade Schedule		
9th Fall	GR	9th Sprg	GR	10th Fall	GR	10th Sprg	GR	11th Fall	GR	11th Sprg	GR	Fall Completed	Future
ADV PE 1A	A	ADV PE 1B	A	ADV PE 2A	A	ADV PE 2B	B	AP ENG LANG A	C	AP ENG LANG B	B	AP ENG LIT A	
BIOLOGY A	C	ALG1 TUT LAB B	B	ALGEBRA 2A	D	H ALGEBRA 2B	D	CC GEOMETRY A	C	CC GEOMETRY B	C	AP PSYCHOLOG A	
H ENGLISH 9A	C	ALGEBRA 1	B	AP WLD HIST A	D	H CHEMISTRY B	B	MARINE BIO A	B	MARINE BIO B	A	CC ALG 2 TUT LAB A	
MATH TUT LAB A	B	BIOLOGY B	A	H CHEMISTRY A	C	H ENGLISH 10B	B	SPANISH 2A	A	SPANISH 2B	A	CC ALGEBRA 2A	
PERFORM ARTIST	B	H ENGLISH 9B	A	H ENGLISH 10A	B	H WHG: MOD WLD B	C	SPEECH A	A	SPEECH B	A	PRIN AM DEMOCR	
STAGE 1A	A	STAGE 1B	A	SPANISH 1A	C	PERFORM ARTIST	A	TH WLD PERF A	A	TH WLD PERF B	A	SPANISH 3A	
THEA MUS PRD A	B	THEA MUS PRD B	A			SPANISH 1B	B	THEA DIR MED A	C	THEA DIR MED B	B	THEA PORTF A	
						STAGE 2B	B	US HIST 20TH A	B	US HIST 20TH B	A	TUTOR SH	
9th SUMR/OTHR	GR	10th SUMR/OTHR	GR	11th SUMR/OTHR	GR							Spring In Progress	
Class Schedule for 12th Graders											AP ENG LIT A AP PSYCHOLOG A CC ALG 2 TUT LAB A CC ALG 2 TUT LAB B CC ALGEBRA 2A ECONOMICS PRIN AM DEMOCR SPANISH 3A THEA PORTF A TUTOR SH		

Programación de clases para los estudiantes de 12º grado

High School Preparation

Preparación para la escuela preparatoria



*Available for High School Students Only

* Disponible solamente para los estudiantes de escuela preparatoria

Minimum A-G Requirements

"a" History – 2 years

"b" English – 4 years

"c" Math – 3 years

"d" Science – 2 years

"e" LOTE– 2 years

(Language Other Than English)

"f" VPA – 1 years

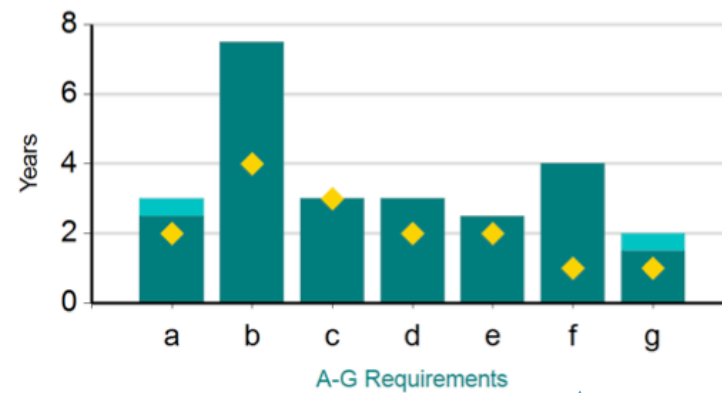
(Visual & Performing Arts)

"g" College Prep Elective – 1 year

◆ Needed ■ In Progress ■ Completed

A-G Requirements
Requisitos de A-G

Student's A - G Progress



A-G Progress
Progreso de A-G

High School Preparation

Preparación para la escuela preparatoria



*Available for High School Students Only

* Disponible solamente para los estudiantes de escuela preparatoria

LAUSD Graduation Requirements

Requisitos de LAUSD para la Graduación

LAUSD Graduation Requirements

In order to earn a diploma each student must complete all of the following:

- California State University (CSU) minimum A- G requirements,
- California Department of Education (CDE) minimum requirements, and
- Additional LAUSD requirements

Generally most students who complete the A-G requirements will have completed the CDE requirements. A-G requirements must be met with a grade of D or better.

Y - Indicates student has completed requirement
N - Student has not yet completed requirement

Graduation Eligibility:

A-G	Complete	CDE	Complete
a. Social Science (2):	Y	Social Science (3):	N
b. English (4):	Y	English (3):	Y
c. Mathematics (3):	Y	Mathematics (2):	Y
d. Science (2):	Y	Science (2):	Y
e. LOTE (2):	Y	Phys Ed (2):	Y
f. VPA (1):	Y	Foreign Language/VPA/CTE (1):	Y
g. Col. Elective (1):	Y	Non-Course Requirement:	Y
Non-Course Requirement:	Y		
LAUSD	Complete		
Health:	Y		
Service Learning:	Y		
Credits:	267/210	UC (Capped) GPA:	3.161
		UC (W) GPA:	3.161

Graduation Eligibility and Grade Point Averages

Elegibilidad para la graduación y promedios de calificaciones

Emergency Contact

Persona de contacto en casos de emergencia



View Contact Information and Update Phone Numbers Online

Ver la información de contacto en casos emergencia y actualizar por Internet los números de teléfono

Parent/Guardian 1

Last Name	First Name	Relationship to Student	Lives With?
		Mother	<input type="radio"/> Yes <input type="radio"/> No

Work Address

Address Number	Direction	Street	Street Type	Suite

City	State	Zip Code

Contact Numbers	Indicate which phone to call for each message type:			
	Emergency	Attendance	General Info	Authorized Text ¹
Home	<input type="checkbox"/>	<input type="checkbox"/>	<input type="checkbox"/>	N/A
Work	<input type="checkbox"/>	<input type="checkbox"/>	<input type="checkbox"/>	N/A
Cell	<input type="checkbox"/>	<input checked="" type="checkbox"/>	<input type="checkbox"/>	<input type="checkbox"/>

¹ I authorize receiving text messages and understand that I am responsible for all text related charges.

Parent/legal guardian can check box to accept text messages

Padre/tutor legal puede marcar la caja para aceptar mensajes de texto



Emergency Contact

Persona de contacto en casos de emergencia

Update
Emergency
Contact Phone
Numbers



Emergency Contact 1


Name	Relationship	Contact Phone Numbers ¹
<input type="text"/>	<input type="text" value="Emergency Contact"/>	Home Phone <input type="text"/> <input type="text"/> <input type="text"/>
		Cell Phone <input type="text"/> <input type="text"/> <input type="text"/>
		Work Phone <input type="text"/> <input type="text"/> <input type="text"/>

¹ Provide at least 1 contact number (home, cell or work).
*To add or remove emergency contacts, please visit your child's school office.

Actualizar los
números para
casos de
emergencia

I certify that I have read and understood this form and that all of the information I have provided on this form is true and correct.

Type your name: Date: 08/08/2016 07:54



Certify to Save Changes

Certificar para registrar los cambios

Transportation *Transporte*



Contact
Information and
FAQs



Información de contacto y
preguntas frecuentes

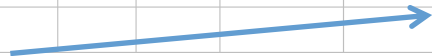
Transportation and Bus Routes	
<p>▼ Who is the supervisor for my child's bus route?</p> <p>Visit the Transportation Services Division Website at transportation.lausd.net and click on 'Contact Us' and click on 'Transportation Telephone Directory by Schools' for a listing of schools and the bus supervisor overseeing transportation. The information is also on the Transportation mailer sent to the home. If you are unable to reach the Bus Supervisor, please contact the Regional Transportation Manager.</p>	
<p>▶ How do I make changes to my child's transportation?</p> <p>I completed an emergency card at school for my child in the Special Education Program and names of people who are authorized to pick-up my child. Transportation is stating they don't have this information. What do I do?</p>	
<p>▶ Who do I speak to regarding a concern with my child's school bus driver?</p>	
<p>▶ Additional FAQ's</p>	

Route Details



Detalles de la ruta

Transportation and Bus Routes							
Student Name	School Name	Type	Route No	Stop Location	Stop Time	Delay in minutes	Incident Time



Delay Information


Información sobre demoras

Progress Report

Informe de progreso



- Click Progress Report icon and a pdf. version of the most recent report card will display.
- A different version of the report card will be displayed based on the students grade level
- The report card will display in the language that is selected in MiSiS as the home Language.


Los Angeles Unified School District
College-Prepared Career-Ready for All
 CALIFORNIA CONTENT STANDARDS ELEMENTARY PROGRESS REPORT
 ELEMENTARY SCHOOL NAME _____
 Principal: _____ Year: _____

Format 1
DRAFT

		Reporting Period		
		1st	2nd	3rd
Name: _____		Days Present: _____		
Student ID: _____		Days Absent: _____		
Language Classification: _____		Days Tardy: _____		
Name: _____				
Grade: _____				
Room #: _____				
Subjects	Demonstrates Knowledge of California Content Standards	1st	2nd	3rd
English Language Arts	Foundational Reading Skills			
	Making Meaning from Text			
	Language Conventions, Effective Use of Vocabulary			
Mathematics Content	Effective Expression through Writing			
	Effective Expression through Speaking and Listening			
	Counting and Cardinality*			
	Operations and Algebraic Thinking			
Mathematical Practices	Number and Operations in Base Ten			
	Measurement and Data			
	Geometry			
Science-DCI	Number and Operations—Fractions**			
	Problem Solving and Precision			
	Reasoning and Explaining			
	Modeling and Using Tools			
Seeing Structure and Generalizing				
Content and Concepts				

Language and Literacy themes from the CA ELA/ELD Framework

Mathematical topics by Domains

These Domains will only show on grade-specific report card

Higher-order relationships of Mathematical Practices as grouped by Common Core

- Haga clic en el símbolo del Informe de Progreso y aparecerá una versión en formato PDF del informe más reciente de progreso
- Aparecerá una versión diferente del Informe de progreso basado en el nivel de grado del estudiante
- Aparecerá el Informe de progreso en el idioma seleccionado en MiSiS como el idioma natal.

Gifted/Talented Programs

Programas Para Alumnos Dotados/Talentosos



Gifted/Talented Programs Information

What is the Gifted/Talented Programs Identification Process? ▼

What are the seven GATE identification categories and the eligibility criteria for each category? ▼

What are the different program options for my child? ▼

How do I obtain a copy of my child's GATE Parent Notification Letter? ▲

In response to California's COVID-19 Stay at Home orders and with the closure of the Central Administrative Offices at the Beaudry site, mailing hard copies of parent notification letters has been suspended until further notice. District legal counsel has advised that emails are not a secure mode of transmission and, therefore, GATE coordinators must not transmit any student records, including gifted/talented eligibility notification letters, via email. In the meantime, parents may be notified via telephone of their child's GATE eligibility status [Gifted, Highly Gifted (HG), Highly Gifted Applicable (HGA), or ineligible], if an urgent response is requested. Please note that the parent's identity must be verified before providing the child's GATE eligibility status via telephone. The District is currently exploring options to distribute confidential information that is compliant with District protocol/standards. Intellectual Ability assessment scores are not available during school closures. Updates will be provided as they are available.

[Click here](#) to visit the Gifted/Talented Programs website for more information.

Parent Portal Resources

Recursos del Portal de Padres



- **Parent and Community Services PCSS Website:** <https://achieve.lausd.net/Page/10470>
- **Video:** [Creating a Parent Portal Account \(English with Spanish Closed Captions\)](#)
- **Video:** [Access Grades and Assignments from Parent Portal \(Video\) English with Spanish Closed Captions](#)
- [Linking student using PIN \(English\)](#) [\(Spanish\)](#)
- [Parent Portal FAQs \(English\)](#) [\(Spanish\)](#)



Access to this Presentation

El acceso a esta presentación

- We invite you take pictures of slides.
- This information will be available to school staff.
- We will post this presentation on the PACE Website.

PACE Website



- Le invitamos a tomar fotos de las diapositivas.
- Esta información estará disponible para el personal de la escuela.
- Publicaremos esta presentación en nuestro sitio de web del Distrito Local Este PACE.

Enlace del sitio de web de PACE

bit.ly/LDEastPACE

<https://achieve.lausd.net/Page/9131>

Phone Numbers

Números de Teléfono

Hotlines

For families: (213) 443-1300
For employees: (213) 241-2700
Mental health hotline for students and families: (213) 241-3840

The hotline is open 6 a.m. to 6 p.m. Monday through Saturday.



LOS ANGELES UNIFIED SCHOOL DISTRICT

HEALTH **INSURANCE**
HOTLINE

Students, Families, & Educators

Need Help?

Call 213-241-3840

Option 1
for assistance enrolling in health coverage and support accessing basic need services.

The graphic features a woman on a headset, a telephone icon, and icons for a person, a group of people, a laptop, and a person with a gear.

Local District East PACE Phone Number


*Número de teléfono de PACE
del Distrito Local Este:*

323-224-3382



Ms. Marta Galicia-Garcia
marta.galicia-garcia@lausd.net

Question and Answer Session



**Sesión de
preguntas y respuestas**

Linking to Schoology

Enlazar el Portal de Padres con Schoology



PARENT PORTAL & SCHOLOGY





Schoolology

<https://lms.lausd.net>

Linking Parent Portal with Schoology

Enlazar el Portal de Padres con Schoology



Parent Portal

Español Logout
Account Settings

Welcome, **Marina Sanchez**

District Announcements

Date	From	Title
2018-08-17 13:14:04.0	Office of School Operations	Your Parent Student Handbook is ready for viewing! Click Here.
2018-08-17 13:14:04.0	Office of School Operations	Your Parent Student Handbook is ready for viewing! Click Here.

My Students

Click on the name of each student to view their personalized information and resources

[Add student](#)

Student Name	Student ID	School	Grade	Enrollment Status	Remove
[Redacted Name]	[Redacted ID]	[Redacted School]	4	Y	Remove

General Resources

- LAUSD Emergency Plan App
- LAUSD School Choice Programs
- Parents' Rights and Responsibilities
- District Calendar
- District News & Events
- LAUSD Families Page
- Parent Student Handbook
- Household Income
- e-Choices
- LAUSD Daily















Linking Parent Portal with Schoology

Enlazar el Portal de Padres con Schoology



Select the Schoology button

Seleccione el botón de **Schoology**

 Attendance	 Grades & Assignments	 English Learner Progress	 Health and Wellness	 Student Discipline	 Parent Training	 Special Education Services
 Online Forms & Applications	 Emergency Card Information	 Transportation and Bus Routes	 Progress Towards Graduation	 Progress Reports	 Gifted/Talented Programs	 Schoology

Schoology Online Gradebook

Libreta de calificaciones por Internet Schoology



- A New Window Opens Schoology Parent View.

Assignment	Grade
A-Track Spring - 20152016 - 8462 (100%)	—
(no grading period) (0%)	B (86%)
Classwork	—
homework	C (70%)
Homework 1 4/01/16 11:59pm	70 / 100
Projects	B (88%)
Project 1 4/01/16 11:59pm	B 88 / 100
Test	A (100%)

- To return to parent portal you must close the Schoology Window.

- Una ventana nueva abre la vista para padres de Schoology.
- Para regresar al portal de padres debe cerrar la ventana de Schoology.

Schoology Layout

La disposición de Schoology



Access the calendar, messages, grades, apps, etc.

Acceda al calendario, mensajes, grados, apps, etc.

View recent grades, overdue work, and upcoming items.

Vea las calificaciones recientes, el trabajo atrasado y los próximos artículos.

Parent Email Digest

Configuración de Notificaciones para Correo Electrónico



Account

Account Settings | **Notifications** | Privacy Settings | Recycle Bin

Notifications

Schoology sends you notifications when actions occur that involve you. You can select which notifications you would like to receive.
[Reset to default settings](#)

Academic

Notification Type	Setting
Course update posted	On
Course comments on updates, assignments, or discussions	Off
Comments on my posts	On
Course content created	Off
Course materials overdue	Off

Group

Notification Type	Setting
Group update posted	On

Send notifications to your phone via text message

Settings

Parent Email Digest

Configuración de Notificaciones para Correo Electrónico



Account

Notifications Account Settings

Parent Email Digest

Receive weekly or daily email reports of your children's activity

Email Summary: Off

Overdue Submissions Email

Receive an email when an item's due date has passed without a submission from your child.

Email Notification: Off

Save Changes

You are viewing as

LOS ANGELES UNIFIED COURSES GROUPS GRADES

Child's Name

- Parent Name
- Child Name Fair Lakes Academy
- Add Child
- Your Profile
- Fair Lakes Academy
- Settings
- Subscriptions
- Logout

Parent Email Digest- Example

Configuración de Notificaciones para Correo Electrónico- Ejemplo



Los Angeles Unified | COURSES | GROUPS | GRADES | You are viewing as | Child's Name

Account

Notifications | Account Settings

Parent Email Digest

Receive weekly or daily email reports of your children's activity

Email Summary: On

Repeat: Weekly

Time: 07:00PM

Day: S M T W T **F** S

Overdue Submissions Email

Receive an email when an item's due date has passed without a submission from your child.

Email Notification: On

Save Changes

Parent Name

Child Name: Fair Lakes Academy

+ Add Child

Your Profile

Fair Lakes Academy

Settings

Subscriptions

Logout

Access to this Presentation

El acceso a esta presentación

- We invite you take pictures of slides.
- This information will be available to school staff.
- We will post this presentation on the PACE Website.

PACE Website



- Le invitamos a tomar fotos de las diapositivas.
- Esta información estará disponible para el personal de la escuela.
- Publicaremos esta presentación en nuestro sitio de web del Distrito Local Este PACE.

Enlace del sitio de web de PACE

bit.ly/LDEastPACE

<https://achieve.lausd.net/Page/9131>

Phone Numbers

Números de Teléfono

Hotlines

For families: (213) 443-1300
For employees: (213) 241-2700
Mental health hotline for students and families: (213) 241-3840

The hotline is open 6 a.m. to 6 p.m. Monday through Saturday.



LOS ANGELES UNIFIED SCHOOL DISTRICT

HEALTH **INSURANCE**
HOTLINE

Students, Families, & Educators

Need Help?

Call 213-241-3840

Option 1
for assistance enrolling in health coverage and support accessing basic need services.

The poster features an illustration of a woman wearing a headset and a red top, pointing towards the text. Below her are several small icons representing different services.

Local District East PACE Phone Number


*Número de teléfono de PACE
del Distrito Local Este:*

323-224-3382



Ms. Marta Galicia-Garcia
marta.galicia-garcia@lausd.net

Question and Answer Session



**Sesión de
preguntas y respuestas**

Schoology: Toggle Views

Alternar entre vistas



The screenshot shows the Schoology interface for Los Angeles Unified. The top navigation bar includes 'COURSES', 'GROUPS', and 'GRADES'. The main content area is titled 'Student Activity - Enrollments' and shows a table with columns for 'Courses' and 'Grade'. The table lists 'GRADE 5: TERM 1TA- PERIOD 1'. Below the table, it states 'This user is not a member of any groups'. On the right side, there are sections for 'Recent Grades' (Graded assignments, Graded tests/quizzes, Graded discussions) and 'Upcoming' (No upcoming assignments or events). In the upper right corner, there is a user profile dropdown menu for 'Child's Name'. The menu is open, showing options: 'Parent View' (checked), 'Child View', 'Add Child', 'Your Profile', 'For Lakes Academy', 'Settings', 'Subscriptions', and 'Logout'. A red arrow points to the 'Parent View' and 'Child View' options.

Switch views between the parent view and student view in the upper right corner.

Cambie la vista entre la vista del padre y la vista del estudiante en la esquina superior a la derecha.

English | Help Center | Schoology Blog | Privacy Policy | Terms of Use | Schoology S

Parent View - Course Page

Vista de padres – Página del Curso



The screenshot shows the Schoology interface for a parent viewing a course page. The top navigation bar includes the Los Angeles Unified logo and tabs for COURSES, GROUPS, and GRADES. The main content area is titled "You are viewing course" and "GRADE 5: TERM 1TA- PERIOD 1 Elementary".

Left Sidebar:

- Materials
- Updates
- Grades
- Mastery
- Members
- OneNote Class Notebo...
- Information
 - Grading periods
 - 2019-2020 A-Track
 - Elementary, GP1 (2019-20), GP2 (2019-20), GP3 (2019-20)

Main Content Area:

Class Syllabus (PDF icon)

Student Information Survey (Survey icon)
Please complete the student information survey by clicking on this link. Only complete the survey once for Mrs. [redacted] and Ms. [redacted].
Due Friday, August 18, 2017 at 11:59 pm

Name Test (Test icon)
Due Wednesday, August 16, 2017 at 11:59 pm

Webquest (Webquest icon)
Using the information on my schoology page, answer the questions. The document will download directly to your docs.
Due Monday, August 21, 2017 at 6:00 pm

Upcoming (Calendar icon)

- Friday, August 18, 2017
 - Student Information Survey 11:59 pm
- Monday, August 21, 2017
 - Webquest 6:00 pm

1 Admin

Footer: Help Center | Schoology Blog | Privacy Policy | Terms of Use Sc

Parent View - Course Page

Vista de padres – Página del Curso



LOS ANGELES UNIFIED

COURSES GROUPS RESOURCES TOOLS

Courses

- MY_Sandbox_1 Section 1 LOS ANGELES USD - 9999
- Topic_2A Section 1 LOS ANGELES USD - 9999
- Topic_2B Section 1 LOS ANGELES USD - 9999
- SS- Fender Fender Electric Guitar Period 1- 0243 S... LOS ANGELES USD - 9999**
- Topic 4A_Sandbox Section 1 LOS ANGELES USD - 9999
- Topic 3B Sandbox Section 1 LOS ANGELES USD - 9999



Example of the “Materials” in a Course

Ejemplo de "materiales" en un curso



LOS ANGELES UNIFIED COURSES GROUPS RESOURCES GRADES

SS- Fender: Fender Electric Guitar Period 1- 0243 Sec 8
LOS ANGELES USD - 9999

Announcement:
Thank you all for making this first week of guitar so amazing!

I love to see all the songs and techniques you are learning. But I am most excited for those just starting to be a beginner and you are all doing great.

Enjoy the weekend and keep up the practice!

✓ Student Progress All Materials ▾

- Start Here First- 8am
- FENDER PLAY HOME PAGE- Use the information ...
- Small Group Zoom Starts at 9:15
- Week 1
✓ Must Complete
- Week 2
✓ Must Complete

Example of the Zoom Meetings Embedded as a Link in a Course

Ejemplo de reuniones de Zoom con enlace incorporado dentro del curso



The screenshot shows a course page for "LOS ANGELES UNIFIED". The navigation bar includes "COURSES", "GROUPS", "RESOURCES", and "GRADES". The course title is "SS- Fender: Fender Electric Guitar Perio ...". The meeting is titled "Start Here First- 8am". The Zoom logo is displayed, and the current time zone is "(GMT-07:00) Pacific Time (US and Canada)". There are three tabs: "Upcoming Meetings" (highlighted), "Previous Meetings", and "Cloud Recordings". Below the tabs is a table with columns for "Start Time", "Topic", and "Meeting ID".

Start Time	Topic	Meeting ID
------------	-------	------------

Messaging a Teacher

Enviar mensaje al maestro



Messaging a Teacher

Enviar mensaje al maestro



Parents do not need to know the name of the teacher or LAUSD email address. Schoology will fill this in for the parent.

Los padres no necesitan saber el nombre del maestro o la dirección de correo electrónico de la escuela. Schoology lo rellenará para el padre.

Click on the **Admin** link.
Haga clic en el enlace admin.

Messaging a Teacher

Enviar mensaje al maestro



Enter **Subject** and **Message** and click **Send**.

Introduzca el asunto y el mensaje y haga clic para enviar.

New Message

To: *

Subject: * Type the name of someone in your network

Message:

Send Cancel

Changing Languages

Cambio de idiomas



Changing Languages

Cambio de idiomas



The language can be changed at any time in Schoolology.
El lengua se puede cambiar en cualquier momento en Schoolology.



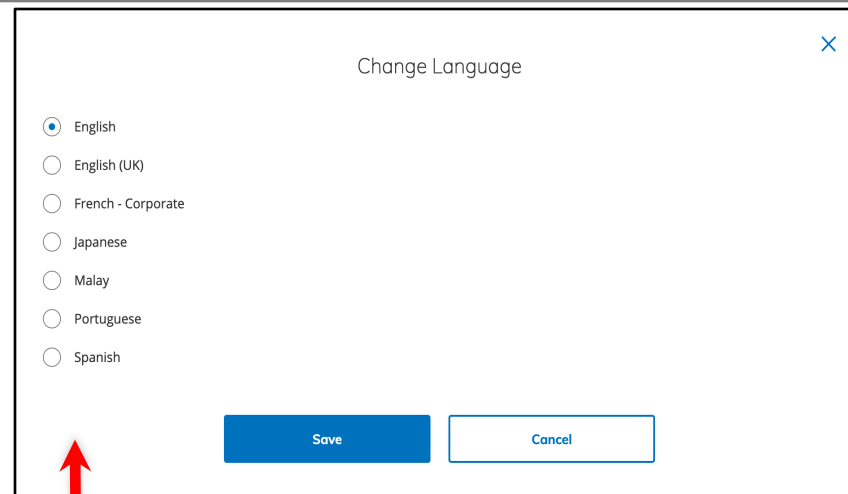
Scroll to the bottom left corner of the page to locate the language options.
Desplácese hasta la esquina inferior a la izquierda de la página para localizar las opciones de idioma.

Changing Languages

Cambio de idiomas



Click on the text to open the language choices. Haga clic en el texto para abrir las opciones de idioma.



Click on the desired language. Haga clic en el idioma deseado.

Changing Languages

Cambio de idiomas



- No matter what language is selected in Parent Portal, the first time Schoolology opens, the interface will be in English. A pesar del idioma que se seleccione en el Portal de Padres, la primera vez que se abra Schoolology, la interfaz estará en inglés.
- The Schoolology interface is available in English, UK English, Spanish, French, Japanese, Malay, and Portuguese. La interfaz Schoolology está disponible en inglés, Inglés británico, español, Francés, Japonés, Malayo y Portugués.
- Posted content will not be translated. Only the interface will display in the selected language. El contenido publicado no se traducirá. Sólo la interfaz se mostrará en el idioma seleccionado.

Accessing the LMS



1

On the Web:

<https://lms.lausd.net>



2

**On Mobile App:
Schoology App**



Resources for Families

Recursos para las familias



Job Aid for Schoology

Guía para Schoology



Job Aids
(guides) are available in
English and Spanish.

Guías disponible en inglés
y español

<http://bit.ly/LDEastPACE>

We thank the Personalized Learning Systems
(PLS) team for these job aids.

Gracias al equipo de “Personalized Learning
Systems” PLS por estas guías.

Personalized Learning Systems

Schoology: Student Sign In

PURPOSE

Courses are essential for the online classroom. Signing into Schoology provides students access to courses and to instructor's course work. Schoology gives students an opportunity to continue their learning outside of their school's instructional time.

Who Must I Do This?

Use this procedure to have students access the Learning Management System (LMS) Schoology. This procedure will allow students to access courses and instructor's materials.

Before You Get Started

1. Ensure student has a LUISD MyMail email account.
 - A list of student email accounts can be accessed through MyData.
 - The school email sub-administrator can assist students who do not have an email account.
2. If students have forgotten their password or need to reset their password, they can go to <https://mylogin.luisd.net/Student/> to reset their passwords.
3. Verify access to Schoology at lms.luisd.net

PROCEDURE

Step 1 Go to <https://lms.luisd.net> and click on Student.

Step 2 Enter MyMail email address and password.

Step 3 Click Sign In.

Step 4 Select the Courses drop down menu in the top menu.

Step 5 Select desired course.

UPDATED: June 18, 2020

Personalized Learning Systems

Schoology: Student Sign In

PURPOSE

Courses are essential for the online classroom. Signing into Schoology provides students access to courses and to instructor's course work. Schoology gives students an opportunity to continue their learning outside of their school's instructional time.

Who Must I Do This?

Use this procedure to have students access the Learning Management System (LMS) Schoology. This procedure will allow students to access courses and instructor's materials.

Before You Get Started

1. Ensure student has a LUISD MyMail email account.
 - A list of student email accounts can be accessed through MyData.
 - The school email sub-administrator can assist students who do not have an email account.
2. If students have forgotten their password or need to reset their password, they can go to <https://mylogin.luisd.net/Student/> to reset their passwords.
3. Verify access to Schoology at lms.luisd.net

PROCEDURE

Step 1 Go to <https://lms.luisd.net> and click on Student.

Step 2 Enter MyMail email address and password.

Step 3 Click Sign In.

Step 4 Select the Courses drop down menu in the top menu.

Step 5 Select desired course.

UPDATED: June 18, 2020

Schoology YouTube Videos- Local District East PACE

YouTube Videos acerca de *Schoology- PACE del Distrito Local Este*



- How to Help Your Child Activate his/her Schoology Account
https://youtu.be/ABmqcW7_kMk
- Como ayudar a su hijo/hija activar su cuenta de Schoology
<https://youtu.be/Lf5tvp5F31w>
- How to Help Your Child Log into Schoology
<https://youtu.be/aEa3jMBrGos>
- Como ayudar a su hijo/hija iniciar sesión en Schoology
<https://youtu.be/2IVmoKduLWM>



Parent Portal Resources

Recursos del Portal de Padres



- **Parent and Community Services PCSS Website:** <https://achieve.lausd.net/Page/10470>
- **Video:** [Creating a Parent Portal Account \(English with Spanish Closed Captions\)](#)
- **Video:** [Access Grades and Assignments from Parent Portal \(Video\) English with Spanish Closed Captions](#)
- [Linking student using PIN \(English\)](#) [\(Spanish\)](#)
- [Parent Portal FAQs \(English\)](#) [\(Spanish\)](#)




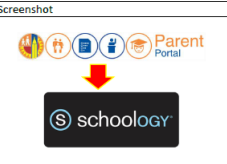




Job Aids

Guías de Ayuda

Step-by-step assistance for parents and families to successfully use technology and learn how to establish and use:

- Email accounts
- Schoology/Parent Portal
- Clever
- Setting up a Chromebook

Download available at:
<https://achieve.lausd.net/Page/PCSCovid>

 How to Navigate Schoology as a Parent and Legal Guardians <small>Job Aid March 26, 2020</small>		
Step	Action	Screenshot
1	<p>This short guide will explain how to log into Schoology to view your child's courses.</p> <p>Parents and legal guardians are granted a Schoology account through their LAUSD Parent Portal account. The username and password used for Parent Portal will be the same for the Schoology account once the two accounts are linked.</p>	
2	<p>Start by going to the following address on your computer: https://parentportal.lausd.net</p>	
3	<p>Log in to your Parent Portal account.</p> <p>If this is your first time logging in, register for an account following the steps provided. You will then associate your child to your account. For further assistance with this step use these resources - Video: https://lausd.wistia.com/medias/oxj0eib9y Guide: http://bit.ly/ParentPortalLinking LAUSD Parent Help Desk: (213) 443-1300</p>	
4	<p>From the main menu, click on your child's name.</p>	
5	<p>Select the green button for Grades and Assignments.</p>	

Ayuda paso a paso para que los padres y las familias utilicen fácilmente la tecnología y aprender cómo establecer y utilizar:

- Cuentas de correo electrónico
- Schoology/Portal para Padres
- Clever
- Configurar un Chromebook

Disponible para descargar en:
<https://achieve.lausd.net/Page/PCSCovid>

Access to this Presentation

El acceso a esta presentación

- We invite you take pictures of slides.
- This information will be available to school staff.
- We will post this presentation on the PACE Website.

PACE Website



- Le invitamos a tomar fotos de las diapositivas.
- Esta información estará disponible para el personal de la escuela.
- Publicaremos esta presentación en nuestro sitio de web del Distrito Local Este PACE.

Enlace del sitio de web de PACE

bit.ly/LDEastPACE

<https://achieve.lausd.net/Page/9131>

Learning Objectives

Objetivos de aprendizaje

Participants will:

- Learn how to register for the Parent Portal
- Explore its features
- Learn how to access Schoology via the Parent Portal and set notifications regarding your child's assignments on Schoology, and
- Receive information about available resources.

Los participantes:

- Aprenderán cómo registrarse en el Portal para Padres
- Explorarán sus características,
- Aprenderán cómo acceder a Schoology a través del Portal para Padres y establecer notificaciones sobre las tareas de su hijo/a en Schoology, y
- Recibirán información sobre los recursos disponibles.

Phone Numbers

Números de Teléfono

Hotlines

For families: (213) 443-1300
For employees: (213) 241-2700
Mental health hotline for students and families: (213) 241-3840

The hotline is open 6 a.m. to 6 p.m. Monday through Saturday.



LOS ANGELES UNIFIED SCHOOL DISTRICT

HEALTH **INSURANCE**
HOTLINE

Students, Families, & Educators

Need Help?

Call 213-241-3840

Option 1
for assistance enrolling in health coverage and support accessing basic need services.

The poster features an illustration of a woman wearing a headset and a red top, pointing towards the text. Below her are several small icons representing different services: a person, a group of people, a computer monitor, and a person with a stethoscope.

Local District East PACE Phone Number


*Número de teléfono de PACE
del Distrito Local Este:*

323-224-3382



Ms. Marta Galicia-Garcia
marta.galicia-garcia@lausd.net

Question and Answer Session



**Sesión de
preguntas y respuestas**

Poll for the next
family workshop
presented by East LA College

Encuesta para el próximo
taller para familias
por parte de East LA College



Follow us on Social Media



Leading the Work Toward Meaningful Family Engagement
and Creating Powerful Partnerships!



[Ideastpace](#)



[LDEastPACE](#)



[LDEastPACEunit](#)

<http://bit.ly/LDEastPACE>



Local District East

Parent And Community Engagement (PACE)



Thank you!

¡Gracias!

Elsa Tinoco, Parent and Community Engagement Administrator

Laura Bañuelos, Parent Educator Coach

Veronica Ciafone, Parent Educator Coach

Jackie Carrillo and Marta Galicia-Garcia, LD East Community Representatives